



- LV & HV Voltage Detectors & Testers
- HV Ammeters
- Phase Rotation & Multi Meters
- Insulation & Ground Testers
- Equipment Specific Testers
- Markers & Tracers
- Cable Height & Diameter Gauges
- Dynamometers

## TESTING & MEASUREMENT



**NOTES**

A series of horizontal dotted lines spanning the width of the page, intended for handwritten notes.

### TEST & MEASUREMENT - TABLE OF CONTENTS

Test & Measure Equipment.....	F4	Earth Trailing Lead Reels .....	F16
Testing, Usage, Care & Storage .....	F4	20m - Independent Earth Trailing Lead .....	F16
Voltage Detectors and Testers.....	F4	50m - Earth Trailing Lead Reel .....	F16
LiveTester Proximity Detector - Starlogixs .....	F4	High Voltage Ammeters .....	F17
Digital Voltage Indicator Kit - HDE .....	F5	HV Ammeter - HDE .....	F17
Digital Voltmeter/Phaser 5v to 40kV - HDE .....	F5	Ampstik Plus - Sensorlink.....	F17
Proof Tester AC/DC Voltmeters & Phasers - HDE.....	F5	Electric Haul Truck Discharge Kits .....	F18
Voltage Detector Lookout 6 Pack Kit - HDE.....	F6	Volt Meter & Discharge Kit AC System DC Link Capacitor...	F18
Proving Unit for Multi Meters and Voltage Detectors .....	F6	Equipment Specific Testers .....	F18
Stray Voltage Detector 5 to 600V - HDE.....	F7	Leakage Current Monitor - Chance.....	F18
Voltage Probe 50 to 600V - HDE.....	F7	SeekTech Utility Locator - RIDGID.....	F18
Non-Contact Voltage Test Pencils .....	F8	Insulator Tester .....	F19
Mini SWER and Pole Voltage Tester .....	F8	Transformer Tester - TILT II - HDE.....	F19
Insulation and Continuity Tester.....	F9	Transformer Tester - ClearTest - HDE.....	F19
Insulation Resistance & AC/DC Voltage Tester - Klein .....	F9	Battery Powered Hot Stick Tester - Hastings.....	F20
Insulation and Continuity Tester - Kyoritsu .....	F9	Rope Tester, Liveline - HDE .....	F20
Cable Core Identifier.....	F9	Power Pole Testing Equipment - POLUX 5 .....	F21
Digital Multimeter - Greenlee.....	F10	Go-Pro™ Camera Stick Mounting Accessories.....	F22
Digital Multimeter - Klein .....	F10	Rotary Angle Meter - Dual Scales .....	F22
Clamp Meters - Greenlee.....	F11	Digital Cable Height Meter - Suparule.....	F23
Loadtesters.....	F11	Conductor Diameter Gauges .....	F23
Loadtester - Cat IV 600V.....	F11	Conductor Diameter Sliding Gauge - TEN .....	F23
Loadtester - Starlogixs.....	F11	Conductor Diameter Gauge - AL, CU & ACSR - TEN.....	F23
Phase Sequencing and Rotation Indicators .....	F12	Dynamometers .....	F24
Phase Rotation Meter - Contact .....	F12	Tension Meter - Quick-Check "T" - Dillon.....	F24
Phase Rotation Meter - Non Contact.....	F12	Digital Dynamometers - EDJunior - Dillon .....	F24
Phase Rotation Meter - Non Contact.....	F12	Digital Dynamometers - EDXtreme - Dillon.....	F24
Supply Connection Tester - StarLogixs .....	F13	Digital Dynamometers - EDXtreme Blue - Dillon .....	F24
Earth Testers.....	F14	Mechanical Dynamometers - Nagaki (NGK) .....	F25
Digital Earth Tester - Megger.....	F14	Mechanical Dynamometers - Dillon .....	F25
Digital 3 Wire Earth Tester .....	F14	Digital Bluetooth Dynamometers - BlueMax.....	F25
Earth Clamp Resistance Tester - Greenlee.....	F14		
Earth Clamp Resistance Tester - Megger.....	F14		
Digital Microhmeters .....	F15		
OHMSTICK-PLUS - Sensorlink.....	F15		
Insulation Resistance Tester - Megger.....	F15		
Digital Microhmeter - Megger .....	F15		
Digital Microhmeter - Sonel .....	F16		
Loop Impedance Meter .....	F16		

### Test & Measure Equipment

#### Testing, Usage, Care & Storage

- Test equipment should be used only by trained and qualified operators
- Familiarise yourself with the operating instructions/manual and be sure you understand the warnings
- Ensure your equipment is always within its calibration test period
- Before use, inspect devices for signs of deterioration, damage or contamination and ensure functionality
- Store your test equipment in a protective case when not in use
- Keep equipment clean at all times

Consult local network providers for specifications on approved devices, safe operating procedures & instructions before using any tester on their network.



#### Voltage Detectors and Testers

##### LiveTester Proximity Detector - Starlogixs

Part No. LT-220

The LT-220 non-contact voltage detector identifies energised or de-energised conductors.

LiveTester is a technological breakthrough in non-contact voltage detectors. By utilizing state-of-the-art electronic circuitry, StarLogixs has developed a completely new design in voltage detection equipment.

Static Discriminator technology exclusive in LiveTester provides more reliable detection on low voltage ranges, and now means no more false alarms. This makes LiveTester the first non-contact voltage detector suitable for line work and detecting pole leakage.

This is due to the unique circuitry that allows it to ignore electric fields not generated by a mains source such as powerlines.

- Patented ferro electric detector
- Electronic touch-pad
- Self test function tests internal circuitry and audio visual features
- Auto power off
- Operator feedback - both audible and visual
- Low battery indication
- Water resistant IP 65 and impact resistant
- Universal & shotgun adapter
- 3 x "C" size batteries required
- Optional kit with canvas protective storage/carry bag

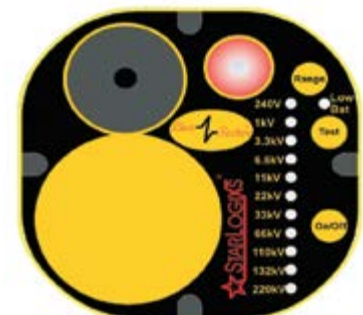


Optional bag  
Part No. TENM445

Part No.	LT-220	LT-220-K	LT-220-H
Description	Tester Only	Tester with bag	Replacement Battery Compartment/Handle
Test Range (kV)	240V - 220kV @ 5kHz		
Warning Signals	Audible and visual indicators		



LT220 Detection Face



Electronic touch-pad includes 11 range settings from 240V to 220kV

**Static Discriminator  
Ignores electric fields not  
generated by a mains source  
such as Powerlines**



### Digital Voltage Indicator Kit - HDE

#### Part No. DVI-500T-50-K02

The DVI-500T indicates voltage from 0.1kV – 9.9kV and from 10kV - 500kV with no range selector switch or settings required.

- For use on system voltages up to 800kV (reads up to 500kV phase to earth)
- Large LED display indicates the phase to earth voltage level
- Display is easy to read in all lighting conditions
- Voltage readout allows the user to distinguish between nominal and induced voltages
- Audible indication when voltage is detected
- Measure elbow test points with the DVI-500T
- Built-in self test to verify proper operation
- Compact, rugged and lightweight polycarbonate housing

Will detect induced voltage



Designed for Transmission and Distribution Networks in both Overhead and Underground

Operating Voltage Range	0-500kV phase to earth (0.1kV – 9.9kV and 10kV to 500kV) @50 & 60 Hz
Dimensions (mm)	Housing: 110 (H) x 180 (W) x 110 (D)
Weight (kg)	0.62 with small overhead probe
LED Height (mm)	38
Accuracy	Typical overhead line accuracy in compact overhead three phase configuration +/- 10%, other applications up to +/-25%
Power Supply	Field replaceable 9-volt battery
Battery Life	Up to 100 readings

#### Kit Includes

Part No.	DVI-500T-K02
DVI-500T	Voltage Indicator up to 500kV
PT-DVI	Proof Tester for Digital Voltage Indicators
IEP-DVI-5	Underground Bushing Probe, 15, 25 & 35 kV Class
HP-DVI-2	Overhead Hook Probe, 50mm Diameter Opening
HP-DVI-6	Overhead Hook Probe, 150mm Diameter Opening
CS-DVI-5	Rugged Plastic Case for DVI-500



DVI-500T-K02 Kit Shown

### Digital Voltmeter/Phaser 5v to 40kV - HDE

The DVM-80 is a compact, high accuracy dual stick voltmeter and phasing set with capacitive test point mode. The DVM-80 measures voltage from 5V up to 40kV and up to 80kV with a pair of optional add-on resistors. The two-stick design can be used in both overhead and underground applications. The DVM-80 units incorporate Phase Accurate Technology, which makes all voltage readings, accurate and repeatable to within 1%.

- Peak Hold mode
- Triple auto ranging 3.5 digit display - reads in kilovolts from 5 Volts to 80kV
- Highly accurate, within 1% of the reading
- Auto shut-off
- Back-lit display for easy reading
- Powered by a standard 9V battery
- Add-On Resistors for testing up to 80kV (Part No. R-80)
- Measures AC and DC voltages

Part No.	Description	Range	Weight (kg)
DVM-80	Digital Voltmeter & Phasing set	5V to 40kV	4.5
DVM-80UVK		5V to 80kV (with add-on resistors)	6

### Proof Tester AC/DC Voltmeters & Phasers - HDE

Recommended for use with the DVM-80UVM Voltmeter

Part No.	Description	Range	Weight (kg)
PT-5000B	Proof Tester	AC & DC	0.5



## CONTENTS



## Voltage Detector Lookout 6 Pack Kit - HDE

Part No. LO-06

- Visual and audible warning indicates the location of energized fields in a green-yellow-red sequence
- Warns of high voltage electric fields using WAVI technology - Work Area Voltage Indication
- Detectors communicate with each other
- Battery life of up to 500 hours in monitor mode and up to 8 hours in Alert mode
- Remotely control detectors through the LOOKOUT mobile app (Contact TEN for further information on the App)
- Durable water resistant housing

### Ordering Information

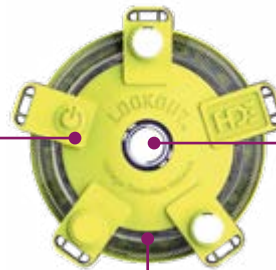
Part No.	Description
LO-06	LOOKOUT 6-Pack Kit

Part No.	Kit Contains
LO-01	6 x LOOKOUT Voltage Detector
LOC-01	LOOKOUT Charger
LO-BGS	LOOKOUT Kit Bag



### Ideal for Excavators & Dump Trucks in the Construction Industry

Senses the presence of electric field surrounding a nearby energised conductor



Spinning red lights and an audible alert indicates an electric field and nearby energised conductor

MESH NETWORK: When one LOOKOUT Detector senses a nearby energised conductor, all detectors in the network to begin alerting

CLICK or SCAN QR-Code for LOOKOUT overview



### Proving Unit for Multi Meters and Voltage Detectors

The PU400 Proving Unit provide a safe and reliable means of checking the correct functioning of Multimeters and Voltage Indicators (VIs) before and after use. Additionally they have the capability of checking the operation of Non-Contact voltage detectors.

The battery powered proving unit and incorporated is a unique and logical safety function - the test voltage generated is at 50Hz to synthesize a genuine test at AC mains supply frequency - so it will always read correct using the AC range of your Tester or Multimeter.

#### Features

- Testing of multimeters, voltage indicators, contact & non-contact (VIs)
- Intelligent voltage ramp
- Generates from 50-690V with a true AC waveform output
- Non-contact voltage indicator test feature
- Meets standards ILVD: BSEN 61010-1 (2010), EMC: 61326-1 (2006)

Part No.	PU400
Output Voltage (V)	50 - 690 in five steps: 50, 100, 230, 400, 690
Power Supply	6 x AA Batteries
Output Frequency (Hz)	50 Pseudo Sine Wave
Max Output Power (W)	10
Weight (kg)	0.35
Dimensions (mm)	130W x 68H x 48D



**Detects stray voltage on public assets**



**Includes Holster & Integrated Self Tester**

### Stray Voltage Detector 5 to 600V - HDE

**Part No. LV-5-K01**

The HDE LV-5 Detector picks up stray voltage as low as 5 volts on any electrically conductive surface such as street light poles, meter boxes, pole steps, manhole covers and conductive cable sheaths. Ideal for asset inspectors, underground crews, telecommunications installers and council workers operating near electrical infrastructure.

This LV-5 has a large robust grip, bright LED indicator for enhanced daylight visibility and a self tester built into the holster to quickly test the detector on a known voltage source before and after use. The Detector operates by holding it with a bare or gloved hand and directly contacting the metal tip of the Detector to the potentially energised source.

The holster also includes an integrated tester that supplies a low voltage AC signal for testing the LV-5 before and after use.

#### Features

- Low threshold voltage sensing design picks up voltages from 5 VAC to 600 VAC with direct contact and proximity above 600 VAC at a distance
- Ultra bright, long-lasting red LED indicates when voltage is present
- Detector is always on, ready to use, and operates on two AA alkaline batteries (batteries not included)
- Rugged Utility-grade design for harsh environments
- IEC CAT IV Rated

<b>Part No.</b>	LV-5-K01 (Includes: Belt clip holster & integrated Self Tester)	
<b>Dimensions (mm)</b>	267 (L) x 97 (H) x 58 (D)	
<b>Weight (g)</b>	570	
<b>Batteries (not included)</b>	<b>LV-5 Detector</b>	2 x AA Alkaline or Lithium-Ion
	<b>Self Tester</b>	1 x 9V Alkaline or Lithium-Ion
<b>Accessories</b>	LV-EH - Extension Handle / LV-GS - Earth Shield	

### Voltage Probe 50 to 600V - HDE

**Part No. VP-1-K01**

The VP-1 is designed for general purpose voltage detection with direct contact on LV and for use in detecting HV in underground cables on unshielded portions over the cable insulation.

- Tests exposed metallic surfaces and conductors for the presence of voltage
- Tests unshielded HV cable insulation
- Ideal for testing airfield (airport) lighting fittings
- Tests HV joint and termination test points for the presence of voltage
- Simple indication of voltage – flashing red light and beeper
- Compact, lightweight and easy-to-use
- No on/off switch – always on
- Super bright LED indicator

#### Ordering Information

Part No.	Description
<b>VP-1-K01</b>	Kit includes VP-1, PT-VP and B-35 carrying bag.
<b>VP-1</b>	Voltage Probe
Accessories	
<b>PT-VP</b>	Proof Tests VP-1 Voltage Probe
<b>B-35</b>	Padded, zippered



VP-1-K01 Kit Shown

Part No.	VP-1 - Voltage Probe
<b>Operating Voltage</b>	50 - 600V hand held 600V - 21kV line to ground using appropriate insulating equipment
<b>Power Supply</b>	2 x AA field replaceable batteries
<b>Output Frequency (Hz)</b>	50
<b>Weight (kg)/Length (mm)</b>	0.27/254

### Non-Contact Voltage Test Pencils

#### Part No. Various

Use to detect the presence of voltage at outlets, lighting fixtures, circuit breakers, wires, and cables or to find a break in a wire.

- Bright LED and audible alarm if voltage is present
- ON/OFF switch and Auto OFF for longer battery life
- Convenient pen size fits into pocket or tool pouch
- Replaceable AAA batteries (Included)
- Full circuit self test

**Safe, Non-contact voltage detection**



GT-13

IP67



NCVT-3P



NCVT-4IR



Laser Pointer



NCVT-6

Part No.	GT-13	NCVT-3P*	NCVT-4IR	NCVT-6
Description	Non-Contact Voltage Detector with built-in Flashlight	Non-Contact Dual Range Voltage Detector with built-in Flashlight	Non-Contact Voltage Detector with built-in Infrared Thermometer (-30 to 250°C)	Non-Contact Voltage Detector with built-in Distance Measuring (20m)
VAC (V)	50-1000	Range 1: 70-1000 Range 2: 12-1000	12-1000	12-1000
Display Type	LED	-	Back-lit LCD Screen	Reverse Contrast
IP Rating	-	IP67	IP54	IP40
Measurement Category	Cat IV 1000 V rated	Cat IV 1000 V rated CE	Cat IV 1000 V rated CE	Cat IV 1000 V rated CE

\*NCVT-3 single range voltage detector also available - Contact TEN

### Mini SWER and Pole Voltage Tester

#### Part No. MW-SWER-POLE

Universal pocket-sized voltage tester designed for testing power poles of all heights or situations that require a manual variation in voltage distance detection.



Pouch (included)

Voltage Sensing Range		Hand Held 20volts - 10mm / Hand Held AC 50m - 500kV
Alerts	Visual	High Intensity LED
	Audio	Electromagnetic piezo - 85 dB @ 10cm
Dimensions (mm)		125.5H x 66W x 24D
Weight (kg)		0.12
IP Rating		IP 40
Power Supply		Field replaceable 9-volt alkaline battery
Accessories		Nylon Belt Carry Pouch (Included)



### Insulation and Continuity Tester

#### Insulation Resistance & AC/DC Voltage Tester - Klein



- Voltage Tester tests insulation resistance up to 4000MΩ @ 125, 250, 500 and 1000V DC
- Measures up to 1000V AC/DC, resistance and continuity
- Megohmmeter with test and lock buttons for simple insulation testing
- Warning alarm and high voltage icon for detection of voltage
- CAT III 1000V safety rating, as required by AS 5732:2022-4.4.10

Part No.	Safety Category	Dimensions (mm LxWxH)	Battery	Weight
ET600	CAT III 1000V	210.5 x 91.2 x 58.9	6 x AA (included)	0.6kg
<b>Kit Includes</b>	Owner's Manual, Case, Right Angle Test Leads, Heavy-duty Alligator Test Leads			

#### Insulation and Continuity Tester - Kyoritsu

##### Part No. 3132A



The Kyoritsu 3132A is a small and lightweight analogue insulation and continuity tester. With an AC voltage range of 600V, the unit is capable of testing insulation resistances using test voltages up to 1000V. A 1mA rated test current can be utilised at minimum resistance, as well as a 200mA measuring current on continuity testing.

##### Key Features

- 1 mA rated test current at the minimum resistance.
- 200mA short circuit current on continuity testing.
- Designed to meet IEC 61010-1 and IEC 61557 safety standard.
- Automatic discharge of circuit capacitance (automatically discharged after test).
- Live circuit warning buzzer and neon lamp.
- AC voltmeter with linear, easy-to-read scale

#### Cable Core Identifier

##### Part No. CCI-09

Coremaster identifies correct cable cores in underground or multi-core cables



- Only for use on de-energised cables
- LED indication, refer below for status displayed
- Easy to use and clear indication
- Diode set protects unit from insulation testers
- Colour coded fused leads: red, white and blue
- Continuous re-test as leads are swapped
- Auto power off with low battery indication
- Self test function
- Supplied in carry bag



##### Status Displayed

- 1) Phased
- 2) Swap A/B
- 3) Swap B/C
- 4) Swap A/C
- 5) Rotate ABC
- 6) Rotate CBA
- 7) Earth/Short Circuit
- 8) Low Battery

Part No.	Description	Wt (kg)
CCI-09	Cable Core Identifier (inc. diodes, leads & bag)	0.6
DIODESET-CC109	Replacement diode set	0.1



TSG-3 Test Probes



TC-20 Case

### Digital Multimeter - Greenlee

#### Part No. DM-820A

- True RMS for superior accuracy
- Measures voltage, current, resistance, capacitance and frequency
- Tests continuity and diodes
- Back-lit LCD with dual 10,000 count displays
- Data hold
- Beep jack warns when test leads are incorrectly inserted in current measurement terminals
- Automatic and manual range selection
- Relative offset mode to see changes in measurements
- Use optional USB Interface DMSC-9U for direct-to-PC logging
- Crest capture (Peak hold) plus recording of Max, Min, Max-Min Average
- Two voltage detection modes - Non-contact or using a single test lead
- One temperature measurement using a type K thermocouple
- Conductance measurement

Part No.	DM-820A
Amperage Measurement	600, 6000 $\mu$ A; 60, 600mA; 6, 10A
Voltage Measurement	60, 600 mV; 9.999, 99.99, 999.9 V
Resistance Measurement	600 $\Omega$ ; 6, 60, 600 k $\Omega$ ; 6, 60 M $\Omega$
Battery	(1) 9 V
Capacitance	60, 600nF; 6, 60, 600 $\mu$ F; 6, 25 mF
Conductance	99.99 nS
Display	Back-lit LCD With Dual 10,000 Count
Frequency Measurement	15Hz- 50kHz Sine Wave, 5Hz - 1MHz Logic Level Square Wave
Includes	(1) 9V Battery, Test Leads, Protective Boot, Carrying Case
Measurement Category	CAT IV, 1000 V
Standard	CAT IV, C/UL US Listed, TRUE RMS, CE Listed



For Professionals... Since 1857™



### Digital Multimeter - Klein

#### Part No. MM720

- Multimeter with automatic ranging true root mean square (TRMS) technology for increased accuracy
- Tester measures up to 1000V AC/DC voltage, 10A AC/DC current and 60M $\Omega$  resistance plus temperature, capacitance, frequency, duty-cycle, test diodes and continuity
- Low Impedance (LoZ) mode for identifying and eliminating ghost or stray voltages
- CAT IV 600V Safety Rating
- Built to withstand a 2m drop
- For use in environments such as residential, business and light-industrial locations
- Low battery indicator
- Easily accessible battery and fuse replacement compartment
- Includes carrying pouch, test leads, alligator clips, thermocouple with adapter and batteries

Part No.	MM720
Current	10A AC & DC
Voltage	1000V AC & DC
Resistance	60 M $\Omega$
Battery	2 x AAA
Capacitance	6000 $\mu$ F
Frequency	1 - 500KHz
Display	LCD 6,000 Count
Ingress Protection	IP42
Standard	CAT IV 600 V - CAT III 1000V - CE - UKCA
Weight (kg)	0.41



### Clamp Meters - Greenlee

#### Part No. CM-VariouS

- Also measures DC voltage, resistance, capacitance and frequency
- Tests continuity and diodes
- Back-light & relative mode for added versatility
- AmpTip™ increases accuracy on small wires and low current
- Two voltage detection modes - non-contact or using a single test lead
- Recording of Maximum, Minimum, and Average readings

#### CM-1360 Features

- AC voltage measurement with digital low pass filter for accurate readings on variable frequency drives

#### CM-1560 Features

- AC and AC+DC voltage measurements with digital low pass filter for accurate readings on variable frequency drives
- Peak-RMS measures motor in rush current
- Crest (peak hold) feature captures current or voltage peaks as short as 5 milliseconds



CM-1560

CM-1360



TC-30 Case



TSG-3 Test Probes

Part No.	CM-1560	CM-1360
Specification	Measures AC+DC current	Measures AC current
Amperage Measurement	60, 600, 1000 Amps AC	
Display	LCD, 6000 Count	
Includes	Voltage: 50/60Hz Current: 40 to 400Hz	
Jaw Opening (mm)	51	
Measurement Category	CAT-III 1000V, CAT-IV 600V	
Resistance Measurement	600, 6k, 60k Ohms	
Standard	CAT IV, C/US UL Listed, CE	
Voltage Measurement	600, 1000 Volts AC/DC	

### Loadtesters

#### Loadtester - Cat IV 600V

##### Part No. LT240A15

The Loadtester is used as an electrical load on kWh power metres when testing to ensure the correct operation and functionality of the metres.

The Loadtester incorporates fused probes with silicon leads and is housed in a compact body. It is protected by an automatic thermal cut-out switch.

##### Specification

- Voltage: 240 – 250V max. 1Ø
- Load: 1100W – 4.5amp.
- Safety Rating: Cat IV 600V – Cat III 1000V.
- Compliant to: AS: 61010.1: 2003.
- Leads: Silicon with internal white wear indicator layer.
- Internal Fusing: 7amp.
- Test Probes: Cat III 1000V.
- Motor: 1100W with thermal cut-out.
- Cable Grommet: TPE 90A Shore.
- Body: PC-ABS Fire Retardant – spark finish.



#### Loadtester - Starlogixs

##### Part No. SL-X-LB1800

- 1800W Load Bank
- The load bank has two settings with the following electrical specifications:
- Low Setting (1) = measured 3.7 AMP draw at 250VAC (925W)
- High Setting (2) = measured 7.1 AMP draw at 250VAC (1775W)
- The free probe of the load bank has an 8 amp ceramic protection fuse fitted inside



## Phase Sequencing and Rotation Indicators

### Phase Rotation Meter - Contact

#### Part No. PR3

Our Phase Rotation Meters have been designed to offer the highest Safety Rating CATIV 600V. TEN offers both contact and non-contact versions. Our Phase Rotation Meters are designed for Use with Utility workers, ASP Service providers, Industrial, Commercial and General Electricians.



#### Features

- Two functions in one unit: open phase and phase rotation and sequence.
- Lamps let you determine at-a-glance if phase is open
- Fused Test Leads for Safety
- Probes and alligator clips included
- Large size alligator clips for easy clipping onto switch-boards terminals
- Instruction manual and Soft Pouch Included
- CAT IV 600V Safety Rating
- Checks a wide range of 3-phase power sources.

### Phase Rotation Meter - Non Contact

#### Part No. PR3NC

#### Features

- The PR3NC is a Non-Contact phase detector with flashing LEDs and a beeping buzzer to show the detection of AC 3-phase sequence.
- Two functions in one unit : open phase and phase sequence detection.
- CAT IV 600V
- Convenient brightness switch to make the indication visible in dim areas or sunlight.
- Back cover magnets which attach the instrument to the distribution panel offer easy measurement.
- 3-Phase AC 75 to 1000V is fitted for detection.
- Detect frequency range is from 45 to 65Hz.
- Available with a 2m test lead - Part No. PR3NC-2M



### Phase Rotation Meter - Non Contact

#### Part No. HPST-Series

#### Features

- Non-metallic contact clips for AC70-1000V installations
- Magnetic back to safely secure the instrument on a panel & work handsfree
- Intermittent beeps signal positive phase
- Continuous tone signals reverse phase
- Low battery & power LED indicator's
- Auto shut off if no activity is detected after power is turned ON for 5 minutes



Part No.	Description	Includes	Weight
HPST-NC	Phase Sequence Tester	1 m Leads	1.0
HPST-HFPOBBB		Short Probes	1.1
HPST-HFPO.5BBB		Fused Probes	1.2

**INTERNALLY FUSED**

### Supply Connection Tester - StarLogixs

**Part No. SCT16-415-K**

The SCT16-415 performs a test and measures volts and impedance in relation to the connected Active, Neutral and reference Earth to determine a safe or unsafe connection at the customers premises.


Performs a test between Active & Neutral and Earth & Neutral, and displays PASS (Green LED/one beep) or FAIL (Red light/two beeps) followed by the Voltage and/or Resistance results.

#### Features

- Simple Operation (No Batteries Required)
- Rapid Test Time (2 full 50Hz cycles)
- Heavy Duty Load Bank Resistors
- Back-lit LCD display for poor ambient lighting conditions
- Bright LED's & Audible PASS/FAIL alarm
- Ergonomic Case
- Lead Set Cat IV 600V w/ Crocodile Clips and Probes
- Withstands exposure to 415V
- Internally fused 10A
- Enclosure sealing to IP65
- Design meets Cat IV 600V IEC/AS61010
- Designed & Manufactured in Australia



Backlit LCD Display



Typical Use



**Supplied with complete set of high quality Cat IV connector cables**



Ladder web strap supplied with in-built strong magnet



Input Frequency (Hz)	50 nominal
Test Duty Cycle	Measurements can be repeated every 20 seconds
Operating Temperature Range (°C)	-10 to 55
Maximum Relativity Humidity	80% max, non-condensing
Dimensions (mm)	210 (H) x 110 (W) @ display head 80 (W) @ body
Tester Weight (without leads) (g)	465

### Earth Testers

#### Digital Earth Tester - Megger

**Part No. DET3TD**

Earth testing instrument from Megger offers a unique solution to your earth rod testing needs. The complete kit of instrument, test leads, stakes, batteries and calibration certificate are delivered in a tough polypropylene carry case.

**Features**

- IP54 rated
- 2 and 3 point testing
- Selectable 25 V or 50 V output
- Complete with lead and stake kit
- Simple one button operation
- Hard wearing carry case
- Delivered with calibration certificate

#### Digital 3 Wire Earth Tester

**Part No. T2720**

**Features**

- Earth resistance tester for two or three electrodes
- 3½ digit 1999 count LCD
- Measures earth voltage to 200V
- Includes electrodes, long leads and simple push button operation
- Spare lead set: AL36RYGKIT



#### Earth Clamp Resistance Tester - Greenlee

**Part No. CMGRT-100A**

Measure the earthing circuit performance without disrupting services. Fast and accurate "Stakeless method" to measure earth resistance. Includes customizable audio tone and visual alarms with three user defined settings for impedance, voltage and current.

**Features**

- Accessories included: molded carrying case, 4 x AA Batteries and calibration verification loop
- Non-contact voltage indication alerts the operator if voltage is present by an audible tone while displaying a "V"
- Earth circuit remains in service during testing
- Safety Category: CAT IV, 600V
- Memory stores up to 300 measurements
- Auto off after 5 min
- 35mm OD Cable capacity



SCAN or CLICK for instruction video



#### Earth Clamp Resistance Tester - Megger

**Part No. DET24C**

The Clamp induces a test current into earth systems and measure earth resistance in multi ground installations without needing to disconnect the ground.

**Features**

- Accessories included: molded carrying case, 4 x AA Batteries & calibration check
- Bluetooth® stored test results transfer to PC
- Auto off after 5 min
- Measures ground resistance from 0.05 Ω to 1500 Ω
- Measures true RMS ground leakage current from 0.5 mA rms to 35 A rms
- Earth Circuit remains in service during testing
- Safety Category: CAT IV, 600V
- 37mmOD cable & 50mm Earth strap capacity
- Advanced memory functionality with download



### Digital Microhmmeters

#### OHMSTICK-PLUS - Sensorlink

**Part No. 8-082XTPLUS**

The Ohmstik Plus takes accurate current and micro-ohm measurements from conductors, connectors, splices, and switching devices when placed directly on the energized asset.

The Ohmstik Plus is used to evaluate line splices, bolted terminals, taps, jumpers, and substation bus bars. Additionally, switches, fused disconnects, and normally open switches that have been open for long periods, may be measured just after closing.

- Reduce connector failure rates
- Measure and evaluate connections on transmission and distribution conductors
- Verify resistance on closed switch contacts
- Check taps and jumpers for connection reliability
- Evaluate aging of connections



Part No.	8-082XTPLUS	Carry case, fused & adjustable probe, angle adapter	
	8-084	Wide Jaw Ohmstik, carrying case	
Sensor Opening (mm)		63.5 (8-082XTPLUS)	98.5 (8-084)
Weight (kg)		1.10 (8-082XTPLUS)	1.81 (8-084)
Frequency, 50Hz		47-53	
Measurements		Nine reading sets	
Range of Operation	Voltage Phase to Phase	90VAC - 500kV	
	True RMS Amps	1-1400 A	
	Micro-Ohms	5-2500 $\mu\Omega$	
Resolution	Amps 0.9-99.9A	0.1A	
	Amps 100-1400 A	1A	
	Micro- $\Omega$ 1-999	1 $\mu\Omega$	
	Micro- $\Omega$ 1000-2500	1.0 $\mu\Omega$	
Accuracy	Current	$\pm 1\%$ , $\pm 1A$	
	Micro- $\Omega$ Absolute	$\pm 2\%$ , $\pm 2 \mu\Omega$	
	Micro- $\Omega$ Repeatability	$\pm 1\%$ , $\pm 2 \mu\Omega$	
Battery		9V Alkaline or Lithium	

#### Insulation Resistance Tester - Megger

**Part No. MIT1025-AU**

For diagnostic testing and maintenance of high voltage electrical equipment

CAT IV rated, 10 kV, insulation resistance testers with a full suite of test modes, including a ramp test plus advanced memory functions with recall to screen, RTC for time/date stamp of results, and USB cable interface to PC/PowerDB



MIT1025-AU

#### Digital Microhmmeter - Megger

**With Lith-Ion Battery**

**Part No. DLRO10HD**

The Megger Ductor™ DLRO10HD brings new standards to low resistance measurement. A fully automatic instrument, selecting the most suitable test current, up to 10A DC to measure resistance from 0.1  $\mu\Omega$  to 2000 $\Omega$  on one of seven ranges.

The DLRO10HD is built in a strong, lightweight case that is equally at home in the field or in the laboratory. Light enough to be worn around the neck and small enough to be taken into areas which were previously too small to access. DLRO10 uses a large, bright 4-1/2-digit LED display.



DLRO10



### Digital Microhmmeter - Sonel

#### Part No. MMR-640

The MMR-640 meter is designed to measure very low resistance of resistive objects. This product is made to be used in power plants, railways and maintenance companies to measure resistance of breakers, contacts, earthing conductors, equipotential bondings, welded and soldered connections and bolted connections.

- Measurement of very low resistance
- High immunity to disturbances
- Large touchscreen
- Automatic measurement mode
- Auto-ranging



IP67

### Loop Impedance Meter

#### Part No. WMGBMZC304

- Short circuit loop measurement
  - Short circuit loop impedance measurement in networks with nominal voltage: 220/380V, 230/400V, 240/415V, with frequency 45...65Hz
  - Short circuit loop impedance measurement with 15mA current, without triggering RCD
- Low voltage resistance measurement of protective circuits and junctions
  - Measurement of resistance with  $\pm 200$ mA current,
  - Calibration of test leads – possibility of using any length of test leads
  - Low current resistance measurement with acoustic signaling
- Rapid check for the correct connection of PE wire using touch electrode. Measurement of mains voltage and frequency.
- Power supply from LR6 batteries or NiMH accumulators (option)
- The device meets the requirements of IEC 61557 standard



ETL20SS

ETL20SSL

### Earth Trailing Lead Reels

#### 20m - Independent Earth Trailing Lead

Developed with Australian utilities the Earth Reel has a 1000V insulated handle covering a strong stainless steel rod to eliminate a requirement in some regions to cover the spike. The tapered auger assists with easy driving into the variety of soil densities encountered in the field. Incorporated into the earth reel is a custom brass bushing running the full width of the reel, this runs smoothly on the stainless steel shaft ensuring continuous reliable continuity.

- Green flexible 1.0mm Cable 0.6/1kV
- Adjustable drag system w/out tools
- Option for direct connection via 4mm
- stackable Banana plug
- Brass Bushing for extra Low Resistance Connectivity

Part No.	Stake Length	Stake Type	Lead Length (m)	Weight
ETL20SS	225	Spike	20	1.1
ETL20SSL	645	Spike	20	1.2



#### 50m - Earth Trailing Lead Reel

##### Part No. ETL50

The 50M Earth Trailing Lead is a high quality portable cable reel supplied with 50 metres of flexible cable 1.5mm 30/0.25. Earth Trailing Lead Connects directly to most brands of test equipment. Equipped with one alligator clip and two 4mm banana plugs. It is also supplied with a temporary independent earth stake. The cable is calibrated and resistance is marked on the Trailing Lead. **The Earth Trailing Lead is also available in 100M Version.**





## High Voltage Ammeters

### HV Ammeter - HDE

**Part No. HVA-2000H**

The HVA-2000H is a high voltage digital ammeter designed for taking AC current measurements up to 2000 amps. The HVA can be used on system voltages up to 500kV. The large, bright LED display allows real time monitoring of current from the longest of telescoping hot-sticks in all lighting conditions. The unit will store the last 4 readings.

#### Features

- Measures AC current, 25-500Hz
- Use in overhead and underground applications
- Take spot-load checks with ease
- Verify phases are balanced
- Read the measurement in real time from the large digit display
- Display is easy to read in bright or dark conditions
- Auto shutoff with low battery function
- Stores the last four current readings
- Small and lightweight, easy to manage on an extension hot-stick - 0.82 kg
- Dual hot-stick connections – universal spline and shotgun stick
- Use on conductors up to 70mm
- Accuracy 1% of reading
- Includes rugged plastic carry case



**Quickly take readings on conductors up to 500kV (phase to phase)**

### Ampstik Plus - Sensorlink

**Part No. Various**

The Ampstik+ provides reliable measurements, giving line personnel the confidence to make immediate decisions while working and troubleshooting in the field.

The unit measures in every electric utility setting with a linear current sensor to accurately measure 1A to 5000A, while in voltage environments up to 500kV.

The opening of the amp sensor is electronically closed, while external currents are electronically rejected.

This design enables the user to measure an individual conductor within close proximity to adjacent conductors without interference errors.

#### Features

- Sample and hold four amp readings
- Open CT rejects stray magnetic fields
- Open Jaw for Easy slip on and off the conductor
- No position sensitivity
- Back-lit LCD for low-light environments
- Overhead and underground use



8-024PLUS Wide Jaw shown on Pad-mounted Transformer

Part No.	8-024 PLUS	8-020XT PLUS
Description	Wide Jaw Ampstik+	Ampstik+
IP Rating	IP67	
Voltage (kV)	0-500	
Current Amps (A)	0-5000	
Jaw Opening (mm)	100	63.5

Accuracy (%)	± 1%, ± 2 counts	
Frequency (Hz)	47-53	
Stores Readings	4	
Display (Digit)	3.5	
Housing	Fire Resistant & Waterproof Polycarbonate	
Attachment	Universal Stick Fitting	
Battery	9V Included	
Carry Case	Sold separately	
Weight (kg)	1.18	0.79

Resolution
1-99.9Amps - 0.1A
100-1999Amps - 1A
2000-5000Amps - 0.01kA



## Electric Haul Truck Discharge Kits

### Volt Meter & Discharge Kit AC System DC Link Capacitor

Part No. RCDC1KAU-KM-KIT

Used to safely drain capacitive charge after a circuit has been de-energised

Detector used to properly measure the AC system DC link voltage before performing any work on any high voltage components, and to provide a discharge procedure for the AC system DC link capacitors in the case of failure of the built-in discharge circuits

## Customisable kits to suit your electric vehicle



### Sample Kit Includes:

- Universal Digital Voltmeter with Second Probe
- 3.65m Coiled Interconnecting Cable
- 2 x Brass Cup Probe Tips
- 1 set Discharge Probes
- 2 x 600mm Extension Sticks
- 2 x 600mm Universal Sticks
- 2 x Hand Guards
- Class 1 Insulating Gloves
- Leather Outer Gloves
- Cotton Inner Gloves
- Carry Case

## CHANCE®

## Equipment Specific Testers

### Leakage Current Monitor - Chance

Part No. C407-0025

To alert utility line-workers of over current conditions on devices such as insulated ladders and EWP booms, the Chance Sentinel sounds an alarm if leakage current reaches a pre-set level.

- Audible warning eliminates the need to watch the actual current level that is continuously displayed on the digital LCD screen
- Simple operating steps printed on the inside lid panel, and a detailed instruction sheet is included
- Kit includes one coaxial cable and battery, two jumpers, and three hose clamps for connections to two or three rail ladders
- Brackets on box secure to earthed structure up to 15.8mm thick, such as a transmission tower



## RIDGID

### SeekTech Utility Locator - RIDGID

Part No. SR-20

The SeekTech locator is a lightweight, rugged receiver that locates and provides information for faster more accurate locations of underground utilities.

#### Features

- Target line and guidance arrows quickly identify distortion.
- Trace any frequency from 10Hz to 35kHz.
- Proximity signal and signal strength help work through difficult locates.



Part No.	Description	Includes	Weight
SR-20	SeekTech Line Locator	Locator and carry case	1.8
SR-20-KIT	SeekTech Line Locator kit	SR-20 - above Line Locator ST-305 Transmitter 72963 - Inductive signal clamp	3.7

### Insulator Tester

#### Part No. HV-IT-40

- Used for field insulator assessment up to 40kV
- Measures voltage across live insulator string which enables quick and accurate identification of faulty insulators
- Digital display
- Universal attachment
- Rugged design with ABS moulded case



Part No.	Measurement Range (kV)	Accuracy (%)	Temperature Conditions (°)	Temperature Dependence (%)	Dimensions (mm)	Battery	Wt (kg)
HV-IT-40	0 – 40 DC Resolution 100V 0 -28 RMS (Factory Calibrated for RMS setting)	± 5 (50-60Hz)	Test = 20 ± 3 Working = -5 to 50 @ 0 to 80% Relative Humidity Storage = -20 to 70 @ 0 to 90% Relative Humidity	Typical = 0.05 of reading/ °C Max = 0.1 of reading/ °C	Without Probe = 360 x 230 x 150 Carry Case = 450 x 370 x 250	1 x 9V	Unit = 1.3 Carry Case = 3.6



### Transformer Tester - TILT II - HDE

#### Part No. TL-MAN-N

- Quick and easy check for opens or shorts on transformers before energizing
- Provides clear indications of open circuits, short connections and confirmation that the test results are OK
- Tests overhead, pad-mount and other distribution transformers
- Tests the primary and secondary sides of de-energized transformers without disconnecting
- Helps prevent line workers from installing a fuse on a shorted transformer



### Transformer Tester - ClearTest - HDE

#### Part No. CT-300

The ClearTest™ Transformer Tester provides quick and easy tests of de-energised power distribution system transformers. Single push button that provides a clear indication of open circuits, short circuits, including shorted turns or shorted windings and confirmation that the test results are OK.

It briefly energises the transformer and takes a snapshot of the transformer condition by measuring the voltage, current and power factor of the test signal.

ClearTest looks both inside and outside the transformer

- Finds internal transformer defects before energising
- One tester for all transformer types
- Test the LV & HV sides of de-energised transformers without disconnecting
- Tests all connections from transformer to meter
- Improve SAIDI statistics by quickly testing and getting the transformer back in service
- Built-in self test
- Prevents line workers from installing a fuse on a shorted transformer
- Quickly verifies the LV connections are not shorted
- Powered by two 9V batteries
- Audible alarm confirms successful test
- A magnet is included to hold the ClearTest in place while testing





**Battery Powered**

### Battery Powered Hot Stick Tester - Hastings

**Part No. 7707**

Utilising a 2,500 volt output, the meter is calibrated to indicate the leakage values that would be present if 75KV were applied to a 300mm section of the fibreglass for the wet test and 100KV per foot for the dry test.

#### Features

- Battery or USB operation
- Push Button switch for wet or dry tests and a dual range scale which gives the operator leakage current values in micro amps
- Portable and lightweight for easy use
- Meets OHS 1910.269
- The tester is designed to protect the operator by enabling in-field pre-start stick tests
- The tester comes complete with a padded carrying case and instructions.
- A test bar is also provided to ensure the tester is working properly



Test Bar



Protective carry case

Part No.	USB Charging Cord Part No.	Operating Temperature	Battery Life	Charging time	Dimensions (mm)	Wt (kg)
7707	A30431	0-40 (°C)	6 Hrs	1.5 Hrs	195 (H) x 100 (W) x 94	2.4



### Rope Tester, Liveline - HDE

**Part No. RT-10**

The Rope Tester is designed to test live line ropes for dielectric integrity in the field. Ropes a diameter ranging from 13mm to 38mm can be tested.


#### PORTABLE - DURABLE - EASY TO USE

#### Features

- Continuously test any length of rope
- Conductive condition is displayed by red (bad) LED's
- Powered by 2 x 9VDC replaceable batteries
- Audible buzzer sounds if defective sections of rope is found
- Small, portable and easy-to-use
- Magnetic Mounts at rear

**The manufacturer recommends that ropes be tested as close to the time of use as possible**

**Test ropes 13 - 38mm for dielectric integrity**



Mounting Magnets on the Rear of the RT-10 Rope Tester

Variations in humidity over time make it possible for the same rope to test good at one time and bad at another time.

Part No.	Rope Capacity (mm)	Nominal Output	Battery	Current Threshold "Bad Rope" Indication	Dimensions (mm)	Wt (kg)
RT-10	13 - 38	10(VDC)	2 x 9VDC Lithium-Ion	15µA	195 (H) x 100 (W) x 94 (D)	0.91

### POLUX 5

## Power Pole Testing Equipment - POLUX 5

Part No. POLUX-5

### Wood Pole Condition Assessment

With more than 5 million timber power poles in service in Australia, managing the life of these assets and controlling capital expenditure is a top priority for any distribution utility. For many years, reliable data from fast, non-destructive hardwood pole testing has been the holy grail for asset managers. TEN is excited to be working with Concept Bois Technology (CBT) on their 5th generation Polux non-destructive pole testing technology here in Australia. Polux5™ is a lightweight, handheld testing unit that ascertains the wood density profile with moisture content to evaluate the current state of timber degradation. Backed by many years of data collection and the PICUS software platform for in-field data collection, the asset management benefits and productivity gains are extensive.

### POLUX 5 Process

POLUX 5 is set on the pole thanks to a screw. The energy is recorded during the whole screwing process. The angle of the device on the pole is stored.

Once the device is set on the pole, the measuring pins are automatically driven within the pole and record both the penetration force and the energy required. Moisture content is stored when the measuring pins are fully within the wood.



**Measures wood Density to ascertain a residual strength reading in MPa**

### In-field Data Collection

Picus software is entirely designed for Polux and any other data collection including GPS, visual inspection, pictures, Datamatrix etc.

**Contact TEN for further information on the POLUX System**



SCAN or CLICK to view Timber Pole Density Testing

Dimensions (mm)	394 x 160 x 82
Weight (kg)	2.8
Battery	18V Li-Ion
Wireless	Bluetooth
Inclinometer	Integrated



## Go-Pro™ Camera Stick Mounting Accessories

### Part No. Various

Modeled after the HASTINGS Tel-O-Pole series, this specially engineered hot stick allows for a Go-Pro™ Action Camera to be mounted and utilized for quick, easy, and safe inspection of and around energised lines, transformers, insulators, poles, buildings, bridges and other assets. Utility workers can use the camera to wirelessly stream and record live picture and video to the ground with any iPhone, tablet or android device compatible with the Go-Pro Application. The hot stick may even allow inspections to be completed without the use of a bucket truck, lift, or climbing gear.

### Features

- Lightweight
- Fibreglass Stick Tested at 100kV volts per 300mm
- Camera Assembly Tested up to 40kV volts
- Extended 9.15m / Retracted 1.6m
- The camera mount adapter can be used in any position & is included with the R-30-G stick
- The Clamp Claw Mount\* clamps to any hot stick
- Camera Light\* can be used on Camera Mounting Insulated Stick or the Clamp Claw Mount
- Smart Phone Mount\* has adjustable strap to fit on most hot sticks.

\* Sold Separately



Clamp Claw  
Go-Pro Mount  
A30414



Go-Pro Camera Mount  
R-30-G



Go-Pro with 5455-10-GOPRO  
Rising Sun attachment



Smart Phone Mount - A30413



5455-10-GOPRO



10-150  
Camera Light



### Ordering Information

Part No.	Description	Wt (kg)
R-30-G	Camera Mounting Insulated Hot Stick	1.80
A30413	Smart Phone Mount	0.11
A30414	Clamp Claw Mount	0.22
10-150	Camera Light	0.11
C-35	Canvas Stick Bag	0.26
5455-10-GOPRO	Rising sun attachment connects direct to camera	0.67

Go-Pro Action Camera and phone not included

## Rotary Angle Meter - Dual Scales

### Part No. SLANT100

Rotating dual-scale/angle meter is for fast measuring, setting or replicating of pitch or angles

- Fast & Reliable
- Rotate Thumb Screw until Vial is Level
- Also available in Magnetic Version





### Digital Cable Height Meter - Suparule

The Suparule Conductor Height Meter is a handheld meter for measurement of sag, height, and CTG clearance for overhead conductors and cables. The Suparule Cable Height Meter utilises ultrasonic signals to determine the height of overhead cables up to 23m.

#### Features

- Measures up to 23m
- Easy to use with LCD Display, one man, one button operation
- Long life battery capable of 50,000 measurements
- Auto power off after 3 minutes
- Inherently safe: No physical connection to cables or wires required to obtain measurement
- Extremely Accurate: measures to accuracy of 0.5%
- Compact size: Its lightweight and hand-held portability allows easy transport and multiple measurements
- Maintenance-free: proven reliability in the field, no adjustments required
- 9v Battery Included

**Contact TEN for further Suparule models & option**

#### Ordering Information

Part No.	Description
S600E	Cable Height Meter - 6 Wires Up to 23m Includes: Cable Height Meter & Rubber Boot & Holster



### Conductor Diameter Gauges

#### Conductor Diameter Sliding Gauge - TEN

HDPE slide gauge quickly & easily identify conductor OD

- Designed for Australian AL, CU & ACSR conductors
- Measure Live Conductors
- For conductors 4.0 - 30mm Ø
- Fits universal sunrise fitting

**Reduce Incorrect Conductor Identification**



Part No.	Dimensions (mm)	Wt (kg)
CG-430-AU	104 x 287 x 10	0.26

#### Conductor Diameter Gauge - AL, CU & ACSR - TEN

##### Part No. Various

Quickly & easily identify common overhead electrical distribution conductor or wire sizes in AL, CU & ACSR. Markings include conductor name, stranding and overall diameter.

- Hole in base for use with a shotgun stick and hanging storage
- Imperial and metric sizes included
- Precision machined from lightweight aluminium alloy



Part No.	Conductor Range	Dimensions (mm)	Wt (kg)
CG-EQL-ALCU	Copper 7/.064 – 4.87mm to 19/2.75 – 13.8mm Aluminium Locust – 7/.093 - 7.08mm to Taurus - 19/4.75 - 23.80mm	257 (L) x 91 (W) x 14 (D)	0.75
CG-EQL-ACSR	ACSR Quince - 5.25mm to Wolf – 18.13mm	209 (L) x 91 (W) x 14 (D)	0.65

### QUICK CHECK



Quick Check "T" shown testing tower guy with phone APP

## Dynamometers

### Tension Meter - Quick-Check "T" - Dillon

The Dillon Quick Check-T Tension Meter quickly measures tension in cable tower guy wires, overhead lines and road barrier cables. It reduces time on the job site by not having to change sheaves.

- Custom mobile app
- Automatic report generation
- Calibration check rod
- Supplied with HD Case



Part No.	AWT05-100370	QC-T
No. of Calibrations	16 Tower guy + Test Rod	1 x Test Rod
Calibrations (") Up to 20	(1x7) 3/16, 1/4, 5/16, 3/8, 7/16, 1/2, 9/16, 5/8 (1x19) 1/2, 9/16, 5/8, 11/16, 3/4, 13/16, 7/8, 1	1 only, for test rod. Specify wire sizes
Capacities (kN/kg)	45 /4500 in Kilogram force & Newtons Units	
Wire sizes mm (")	4.75 to 25.4 (3/16 to 1)	
Weight (kg)	5	

### Digital Dynamometers - EDJunior - Dillon

#### Part No. EDJ Series

- Easy to read wide angle 26mm Back-lit LCD with max hold feature
- Soft key interface with programmable functions
- 7:1 safety factor for all capacities

**EDX & EDJ  
IP55**

Part No.	Capacity (T) (0.2% Accuracy)	Increments (kgf)	Dimensions (LxWxDmm)	Wt (kg) with Shackles
EDJR-1T	1	1	312 x 127 x 52	1.8
EDJR-2T	2	2	269 x 127 x 75	3.9
EDJR-5T	5	5	289 x 135 x 102	6.5

Other sizes available. Contact TEN for further information

### Digital Dynamometers - EDXtreme - Dillon

- High-resolution dot-matrix back-lit LCD display offers large 26mm numbers
- All units include calibration certificate, manual and batteries
- Radio or Hardwire Communication (RS-232 or RS-485)
- Include Remote Configuration, Data Acquisition & Single Point Monitoring of Multiple Units.

Part No.	Capacity (T)	Increments (kgf)	Dimensions (mm)	Wt (kg) Shackles
EDX-1T*	1	1	269 x 127	3.9
EDX-2T*	2	2	269 x 127	3.9
EDX-5T*	5	5	289 x 135	6.0
EDX-10T*	10	10	291 x 133	17.0
<b>Communicator II - (Includes case &amp; batteries)</b>			241 x 127	2.0

\* EDX-Models are supplied Radio Ready and include Rated Shackles

### Digital Dynamometers - EDXtreme Blue - Dillon

The EDXtreme Blue is the latest Dillon dynamometer, allowing for wireless use through a Bluetooth® connection with an Android or iOS device.

- 7:1 factor of safety
- Superior strength and corrosion resistance
- Environmental Rating: IP68
- Accuracy: 0.1% of capacity up to EDX-10T

Part No.	Capacity (T)	Increments (kgf)	Dimensions (mm)	Wt (kg) Shackles
EDXB-1T*	1	1	406 x 178	4.3
EDXB-2T*	2	2	406 x 178	4.4
EDXB-5T*	5	5	406 x 178	5.6
EDXB-10T*	10	10	553 x 279	16

\* EDX Blue - Models are supplied with Rated Shackles



EDJ & EDX Supplied with ABS plastic carry case



Communicator II

**EDX-Blue  
IP68**



Bluetooth® connection with an Android or iOS device






### Mechanical Dynamometers - Nagaki (NGK)

NGK Dynamometers are lightweight, compact and plated to resist corrosion. All models feature a large face dial for easy reading of measurements.

- Made in Japan from Japanese components
- Precise measurement of tension and loads
- Kilogram/force (kN) dial display
- Accuracy  $\pm 3\%$
- Supplied with In-Service Date sticker



AS-30 Model

Leather Case (Included)

Part No.	Capacity (kN/T)	Graduation (Gauge Increments) (N)	Attachments	Dimensions (mm)			Wt (kg)
				A	B	C	
AS-3	3/0.3	50	Eye-Clevis	110	65	16	0.7
AS-10L	10/1	200	Eye-Eye**	135	65	28	1.2
AS-20L	20/2	500	Eye-Eye**	135	65	28	1.6
AS-30	30/3	500	Eye-Eye	150	80	28	2.0
AS-50	50/5	1000	Eye-Eye	260	95	28	3.0
AS-100	100/10	2000	Eye-Eye	360	100	38	7.2

\*\* 1 & 2 Tonne versions also available with Eye-Clevis attachments. Use Part No's AS-10 & AS-20

### Mechanical Dynamometers - Dillon

It is used for such diverse jobs as suspended weighing, mounting cables for bridges, adjusting tension on guy wires, tensioning conductor.

- Accuracy  $\pm 0.5\%$  of full range
- Max hold feature
- Accurate readings from varying sight lines with fog and scratch resistant dial
- All units include calibration certificate, manual & In-Service Date sticker
- 250mm dial size as special order



Part No.	Capacity (T)	Kg Division	Ultimate Safety Factor
125mm Dial			
30006-0134	0.5	5	5:1
30006-0159	1.0	10	5:1
30006-0126	2.0	20	5:1
30006-0167	4.0	25	5:1

### Digital Bluetooth Dynamometers - BlueMax

BluemaxUSA dynamometers, the smallest, lightest & most reliable dynamometers. High viewable accuracy - Reliable wireless communication. View on your mobile device. Long life wireless rechargeable battery offering up to 20,000 hrs operation.

- Material: Titanium Ti6A14V
- Battery: Lithium Polymer
- Accuracy:  $\pm 1\%$  at full scale
- Environmental Rating: IP67
- Communications: Bluetooth LE - BLE broadcasting or direct GAT connection up to 100m
- Supplied with hard case



2T unit size comparison to mobile phone

Part No.	Capacity (t)	Range (kg)	Dimensions (mm)	Weight (g)
2000SL	1	In increments of 0.5kg from 25kg	97 x 52 x 17	160
4400SL	2		97 x 52 x 17	160
11000SL	5		120 x 66 x 19	210
22000SL	10		140 x 73 x 28	360



# NOTES

A series of horizontal dotted lines spanning the width of the page, intended for handwritten notes.



## NOTES

A series of horizontal dotted lines spanning the width of the page, intended for taking notes.



## TEN Group

The Energy Network (Australia) Pty Ltd | ABN 72 093 052 441

### QUEENSLAND

2B, 605 Zillmere Road  
ZILLMERE 4034

**P** +61 7 3212 8999

**W** [www.tengroup.com.au](http://www.tengroup.com.au)

**E** [salesqld@tengroup.com.au](mailto:salesqld@tengroup.com.au)

### TEN HIRE

2B, 605 Zillmere Road  
ZILLMERE 4034

**P** +61 7 3212 8999

**W** [www.tenhire.com.au](http://www.tenhire.com.au)

**E** [hire@tengroup.com.au](mailto:hire@tengroup.com.au)

### NEW SOUTH WALES

Suite F2, Level 1  
152-156 Pacific Highway  
TUGGERAH NSW 2259

**P** +61 417 631 443

**E** [salesnsw@tengroup.com.au](mailto:salesnsw@tengroup.com.au)

### VICTORIA

Unit 16, 191-195 Greens Road,  
DANDENONG STH VIC 3175

**P** +61 3 9793 1622

**E** [salesvic@tengroup.com.au](mailto:salesvic@tengroup.com.au)

### WESTERN AUSTRALIA

4/15 Baile Road  
CANNING VALE WA 6155

**P** +61 8 9455 5574

**E** [saleswa@tengroup.com.au](mailto:saleswa@tengroup.com.au)

### TASMANIA | STH AUSTRALIA

Unit 19, 15 Stanton Place  
CAMBRIDGE TAS 7170

**P** +61 499 996 441

**E** [salestas@tengroup.com.au](mailto:salestas@tengroup.com.au)

