



HV Switch Assemblies


STEP 1 Select Your Switch Type (tick to select)

- All switches labelled with rating, part number and serial number

*Jumpers, Bonders and Clamp Assemblies are for **"TEMPORARY USE ONLY"** and should not be left exposed for extended periods in outdoor conditions






 <p>ALTD06200R (with Leads, Turnbuckle & Ratchet Podger) <input type="checkbox"/></p>	 <p>ALTD06200RL <input type="checkbox"/></p>
<p>600A, 38kV, 200 BIL, 66kN, CHANCE</p>	<p>600A, 38kV, 200 BIL, 66kN, with load break arc chute, CHANCE</p>

Replacement Arc Chute Assembly
Part No. E816-0228P



The NGK 2T Locking Grip (AL-2TON-GRIP-L) is ideal for holding conductor tension whilst installing Temporary switches
See Pulling & Hauling Section for full details

STEP 2 Select Your Cable (tick to select)

				
<p>1kV (LV) Dbl Ins Orange/White</p> <p>35mm² - 172A <input type="checkbox"/></p> <p>50mm² - 217A <input type="checkbox"/></p> <p>70mm² - 273A <input type="checkbox"/></p> <p>95mm² - 329A <input type="checkbox"/></p> <p>150mm² - 450A <input type="checkbox"/></p>	<p>1kV (LV) Clear</p> <p>1/0 - 250A <input type="checkbox"/></p> <p>2/0 - 300A <input type="checkbox"/></p> <p>4/0 - 400A <input type="checkbox"/></p>	<p>15kV (HV) Orange</p> <p>1/0 - 250A <input type="checkbox"/></p> <p>4/0 - 400A <input type="checkbox"/></p>	<p>25kV (HV) Orange</p> <p>1/0 - 250A <input type="checkbox"/></p> <p>2/0 - 300A <input type="checkbox"/></p>	<p>35kV (HV) Orange</p> <p>1/0 - 250A <input type="checkbox"/></p>

Contact TEN if you require an AMP Rating not listed








Choose a standard length of cable or custom length



1 metre 2 metre 3 metre Specify Custom Length metres

Please Note: Some cable sizes may incur a minimum order length - Please contact TEN for further information

STEP 3 Available Clamps (tick to select)

Due to metric and AWG cable types, not all combinations of cable and clamps are available, TEN will advise at time of request

						
<p>BPL12</p> <p>5-19mm, screwdriver handle, M12 hole</p>	<p>USC12-H19</p> <p>5-19mm, 19mm hex nut drive, M12 hole</p>	<p>C600-0197</p> <p>Duckbill, snap-on, 4-38mm, 400A, threaded ferrule, CHANCE</p>	<p>10476</p> <p>Duckbill, snap-on, 4-30mm, 400A, threaded ferrule, HASTINGS</p>	<p>11190</p> <p>Screw type, serrated jaw, 3-32mm, 400A, bolted ferrule, HASTINGS</p>	<p>13768-2</p> <p>Gloving, pair, clear, 4-25mm, 400A continuous, threaded ferrule, HASTINGS</p>	<p>2270</p> <p>Gloving, pair, Orange, 4-32mm, 400A continuous, threaded ferrule, Salcor SALISBURY</p>
Includes Lugs			Includes Ferrules			

	
<p>TENA511</p> <p>Jaw to Eye style (J-E), Welded to ratchet podger, Folding handle</p>	<p>TENA512</p> <p>Jaw to Jaw style (J-J), Welded to ratchet podger, Folding handle</p>

CLICK or SCAN the QR Code to download a copy of this form

STEP 4 Email this form to sales@tengroup.com.au

