



## HV Switch Assemblies


### STEP 1 Select Your Switch Type (tick to select)

\*Jumpers, Bonders and Clamp Assemblies are for "TEMPORARY USE ONLY" and should not be left exposed for extended periods in outdoor conditions

- All switches labelled with rating, part number and serial number






 <p><b>ALTD06200R</b> (with Leads, Turnbuckle &amp; Ratchet Podger) <input type="checkbox"/></p>	 <p><b>ALTD06200RL</b> <input type="checkbox"/></p>
<p>600A, 38kV, 200 BIL, 66kN, CHANCE</p>	<p>600A, 38kV, 200 BIL, 66kN, with load break arc chute, CHANCE</p>

Replacement Arc Chute Assembly  
Part No. E816-0228P



The NGK 2T Locking Grip (AL-2TON-GRIP-L) is ideal for holding conductor tension whilst installing Temporary switches  
See Pulling & Hauling Section for full details

### STEP 2 Select Your Cable (tick to select)

				
<p><b>1kV (LV) Dbl Ins Orange/White</b></p> <p>35mm<sup>2</sup> - 172A <input type="checkbox"/></p> <p>50mm<sup>2</sup> - 217A <input type="checkbox"/></p> <p>70mm<sup>2</sup> - 273A <input type="checkbox"/></p> <p>95mm<sup>2</sup> - 329A <input type="checkbox"/></p> <p>150mm<sup>2</sup> - 450A <input type="checkbox"/></p>	<p><b>1kV (LV) Clear</b></p> <p>1/0 - 250A <input type="checkbox"/></p> <p>2/0 - 300A <input type="checkbox"/></p> <p>4/0 - 400A <input type="checkbox"/></p>	<p><b>15kV (HV) Orange</b></p> <p>1/0 - 250A <input type="checkbox"/></p> <p>4/0 - 400A <input type="checkbox"/></p>	<p><b>25kV (HV) Orange</b></p> <p>1/0 - 250A <input type="checkbox"/></p> <p>2/0 - 300A <input type="checkbox"/></p>	<p><b>35kV (HV) Orange</b></p> <p>1/0 - 250A <input type="checkbox"/></p>

Contact TEN if you require an AMP Rating not listed








### Choose a standard length of cable or custom length



1 metre  2 metre  3 metre  Specify Custom Length  metres

Please Note: Some cable sizes may incur a minimum order length - Please contact TEN for further information

### STEP 3 Available Clamps (tick to select)

Due to metric and AWG cable types, not all combinations of cable and clamps are available, TEN will advise at time of request

						
<p><b>BPL12</b></p> <p>5-19mm, screwdriver handle, M12 hole</p>	<p><b>USC12-H19</b></p> <p>5-19mm, 19mm hex nut drive, M12 hole</p>	<p><b>C600-0197</b></p> <p>Duckbill, snap-on, 4-33mm, 400A, threaded ferrule, CHANCE</p>	<p><b>10476</b></p> <p>Duckbill, snap-on, 4-30mm, 400A, threaded ferrule, HASTINGS</p>	<p><b>11190</b></p> <p>Screw type, serrated jaw, 3-32mm, 400A, bolted ferrule, HASTINGS</p>	<p><b>13768-2</b></p> <p>Gloving, pair, clear, 4-25mm, 400A continuous, threaded ferrule, HASTINGS</p>	<p><b>2270</b></p> <p>Gloving, pair, Orange, 4-32mm, 400A continuous, threaded ferrule, Salcor SALISBURY</p>
Includes Lugs			Includes Ferrules			

	
<p><b>TENA511</b></p> <p>Jaw to Eye style (J-E), Welded to ratchet podger, Folding handle</p>	<p><b>TENA512</b></p> <p>Jaw to Jaw style (J-J), Welded to ratchet podger, Folding handle</p>

CLICK or SCAN the QR Code to download a copy of this form



**STEP 4** Email this form to [sales@tengroup.com.au](mailto:sales@tengroup.com.au)